

Yankee Doodle




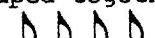

BRISKLY

Musical notation for the first system of 'Yankee Doodle'. It consists of two staves in 4/4 time. The first staff contains the first four measures, and the second staff contains the next four measures. The melody is written in treble clef. Fingerings are indicated by numbers 1-4 above the notes. A diamond separator line follows the second system.

Go Tell Aunt Rhodie

MODERATELY

Musical notation for the first system of 'Go Tell Aunt Rhodie'. It consists of two staves in 4/4 time. The first staff contains the first four measures, and the second staff contains the next four measures. The melody is written in treble clef. Fingerings are indicated by numbers 1-4 below the notes. A diamond separator line follows the second system.

An eighth note has a filled-in body, a stem, and a flag. This is an eighth note . It is held 1/2 beat. Therefore, two eighth notes are equal to one quarter note. Two or more eighth notes can be grouped together with a line (called a beam) replacing the flags:  =   = 

When counting the beats in a measure that contains eighth notes, you still count "1 2 3 4" as before, but you add the word "and" between each number to create 8 divisions like this: "1 and 2 and 3 and 4 and". Be sure that the basic 1-2-3-4 beat stays the same as it was before. One way to practice this is to clap your hands in a steady beat and count one number on each clap; then, keeping your claps steady, add the word "and" between each clap, like this:

clap clap clap clap clap clap clap clap
 1 2 3 4 1 and 2 and 3 and 4 and

St. Anthony's Chorale

MODERATELY & STATELY

JOSEPH HAYDN

The first system of musical notation consists of two staves. The upper staff is in treble clef and the lower staff is in bass clef. The time signature is 4/4. The music begins with a series of eighth notes in the right hand, with fingerings 2, 1, 2, 2. The left hand plays a simple accompaniment of quarter notes with fingerings 1, 2, 3, 4. The system concludes with a melodic phrase in the right hand and a final chord in the left hand.

The second system continues the piece. The right hand features a descending eighth-note scale with fingerings 1, 2, 4, 3, 2, 1, followed by a quarter note. The left hand provides accompaniment with quarter notes and a final chord. The system ends with a melodic phrase in the right hand and a final chord in the left hand.

The third system includes a repeat sign. The right hand plays eighth notes with fingerings 2, 1, 2, 3. The left hand has quarter notes with fingerings 1, 2, 3. After the repeat sign, the right hand has a melodic phrase with fingerings 2, 1, 2, 3, 2, 1, 2, 3. The left hand has quarter notes with fingerings 1, 2, 3.

The fourth system continues the piece. The right hand has eighth notes with fingerings 1, 2, 3. The left hand has quarter notes with fingerings 2, 3, 2, 1. The system concludes with a melodic phrase in the right hand and a final chord in the left hand.

The fifth system concludes the piece. The right hand has eighth notes with fingerings 1, 2, 3, 3, 4. The left hand has quarter notes with fingerings 1, 2, 2. The system ends with a melodic phrase in the right hand and a final chord in the left hand.