

T.I.P.P. SERIES FOR HARP QUARTET  
(THEORY IN PRACTICE AND PERFORMANCE)

UNIT: HARMONY

LEVEL: BEGINNER

# Musical Motions

*Step, Skip, Jump*  
*Leap, Soar, Over*  
*Five Tone Blues*

*(Theory Worksheet Included)*

MAURICE DRAUGHN



**DTM Publications**  
dtmpublications.com

## **ABOUT THE T.I.P.P. SERIES**

The T.I.P.P. Series (Theory in Practice and Performance) is a multi-level set of instructional and performance pieces designed to introduce student harpists to the fundamentals of theory – harmony and rhythm. The pieces contained in each set may also be used as performance pieces in the form of a suite or stand-alone work.

The concept for the T.I.P.P. Series arose from the composers' interest in creating works for students in the H.I.P.P. program (Harp Instruction and Performance Program), an afterschool program that introduces young learners to the harp. Students were able to build their knowledge of theory as they developed technique on the harp. Each piece has "free-style fingering" which allows the instructor to craft fingering conducive to the level and physique of the student.

## **ABOUT MUSICAL MOTIONS**

*Step, Skip, Jump* takes the harpist through a journey of motions using a series of steps and skips. The jump is demonstrated through a set of ascending and descending glissandi. The middle of the piece contains a chorale before the recap of the opening material.

*Leap, Soar, Fly* is a fun waltz filled with jumps and leaps in the accompanying lines along with contrasting dynamics. The piece also features a duet played over a soaring fifths.

*Five Tone Blues* is a pentatonic version of the "blues". The ascending and descending bass line is evenly divided between two harps with a sustained two-note chord. The groovy melodic line is performed in the form of a duet.

*Musical Motions* can be paired with *Musical Time* to create the suite below.

### *Motions and Time*

Step, Skip, Jump

Leap, Soar, Fly

Five Tone Blues

Clockwork

Tick-Tock

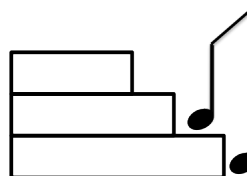
Intervals

# Musical Motions Worksheet

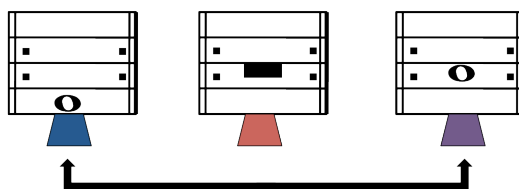
Music includes a series of motions ranging from small to large. The following pieces include many of these motions. The following exercises will help you to identify the motions in each movement of *Musical Motions*.

## Step, Skip Jump


A **step** (2<sup>nd</sup>) is like walking up or down a set of stairs.



A **skip** (3<sup>rd</sup>) is like going to your friend's house two doors down from your house.

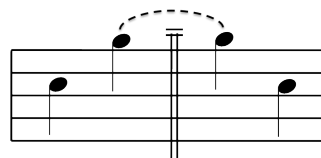


A **jump** (4<sup>th</sup>) is like bouncing up and down on a trampoline.

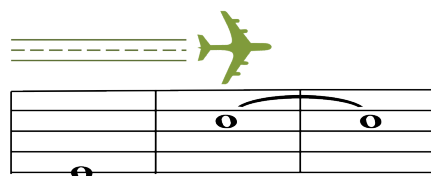


## Leap, Soar, Fly


A **leap** (5<sup>th</sup>) is like taking a big jump over a hurdle.



A **sixth** (6<sup>th</sup>) occurs when you **soar** after take off.

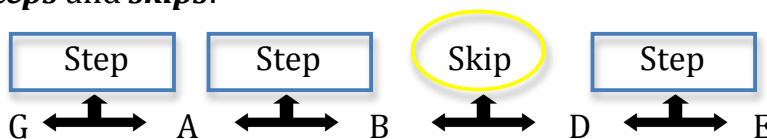


When you sing or play a **seventh** (7<sup>th</sup>) after an **octave** you can **fly** over the rainbow.




## Five Tone Blues

The **pentatonic** scale has five tones. The scale is created using the following combination of **steps** and **skips**:




# Musical Motions Worksheet, continued

Now it is your turn to create examples of Musical Motions! Complete each of the following exercises using the notes/pitches below:



Use the notes/pitches above to show an example of a STEP, SKIP and JUMP:

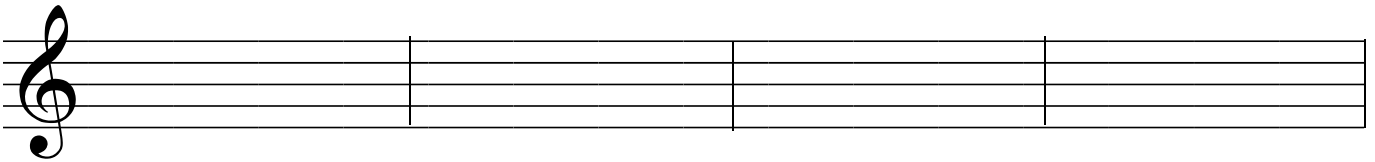


**STEP**

**SKIP**

**JUMP**

Use the notes/pitches above to show an example of a 5<sup>th</sup>, 6<sup>th</sup>, 7<sup>th</sup> and an OCTAVE:




**5<sup>TH</sup>**

**6<sup>TH</sup>**

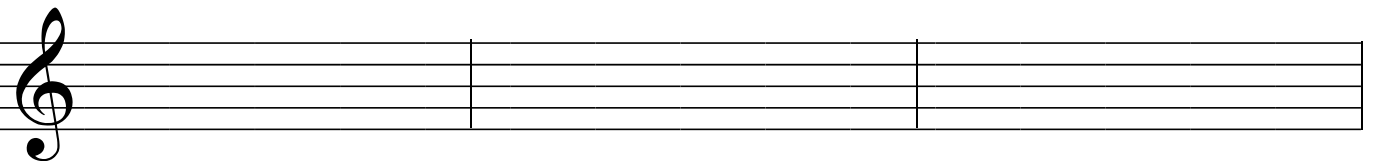
**7<sup>TH</sup>**

**OCTAVE**

Use the notes/pitches above to create a PENTATONIC scale:



Use the notes/pitches above to create examples of one or more Musical Motions. Label each example you provide.



\_\_\_\_\_

\_\_\_\_\_

\_\_\_\_\_

# Musical Motions

Score

## 1. Step, Skip, Jump

Maurice Draughn

$\text{♩} = 102$

The score is written for four harps (Hp. 1, Hp. 2, Hp. 3, Hp. 4) in 4/4 time. The tempo is marked as  $\text{♩} = 102$ . The music is in a key with one flat (B-flat major or D minor). The score is divided into two systems of four staves each. The first system (measures 1-6) features Harp 1 with a melody of eighth notes and quarter notes, marked *f*. Harp 2, 3, and 4 have rests, with Harp 2 and 3 having fingerings indicated by '+' signs. The second system (measures 7-12) features Harp 1 with a melody of quarter notes and eighth notes, marked *f*. Harp 2 has a melody of quarter notes and eighth notes, marked *f*. Harp 3 has a melody of quarter notes and eighth notes, marked *f*. Harp 4 has a melody of quarter notes and eighth notes, marked *f*. Each staff in the second system ends with a double bar line and the word 'Fine'.